

Clean, Dry Compressed Air



KF-DDF-1250
At Ansett maintenance base,
Tullamarine Victoria.

Knight single tower compressed air dryers deliver clean, dry compressed air to protect your pneumatic equipment and processes from the harmful and costly effects of compressed air moisture.

Manufactured in Australia, all models conform to AS-1210 and backed by our unsurpassed 10 year warranty. Units are simple to install, require no outside power source and can be installed indoors or out. Low and high pressures are also catered for, as are flows up to 12,000 scfm. No moving parts means trouble free operation.

Applications include general factory pneumatic systems, point of usage for individual machines, breathing air systems, spray booths, powder-coating, plasma cutting, sand blasting and any off-site remote work.

How does it work?

The dryer vessel is filled with a deliquescent type desiccant tablet. The compressed air moves upward through the bed of desiccant tablets which attract and absorb the moisture from the air before it flows through the dryer outlet.

The tablets dissolve gradually as they absorb the moisture, and the solution of liquid desiccant and water falls into the drain area at the bottom of the vessel which must be drained daily or fitted with an automatic drain valve.


The scrubbing action of these dryers along with the use of a coalescing filter ensures all air processed through the dryer will be of the highest quality.

FEATURES


- Manufactured in Australia
- 10 year warranty
- Lowest initial & operating costs
- No moving parts
- No power source required
- No air loss for operation
- Rugged and dependable
- Indoor or outdoor installation



KF-DDF-WM25



Solenoid Drain Valve	Description
EDV-10	1/8" BSP 24V-240V
EDV-100	1/4-1/2" BSP 24V-240V
EDV-2002	1/2" BSP 24V-240V



Motorised Drain Valve	Description
MDV-300	1/2" BSP 110V/240V

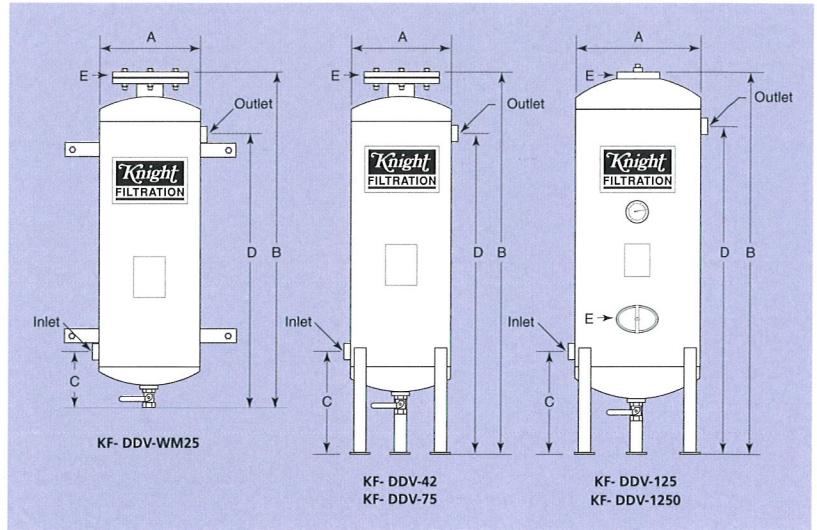


Desiccant	Description
KF-DOL-10	10kg Pail
KF-DOL-22.7	22.7kg bag

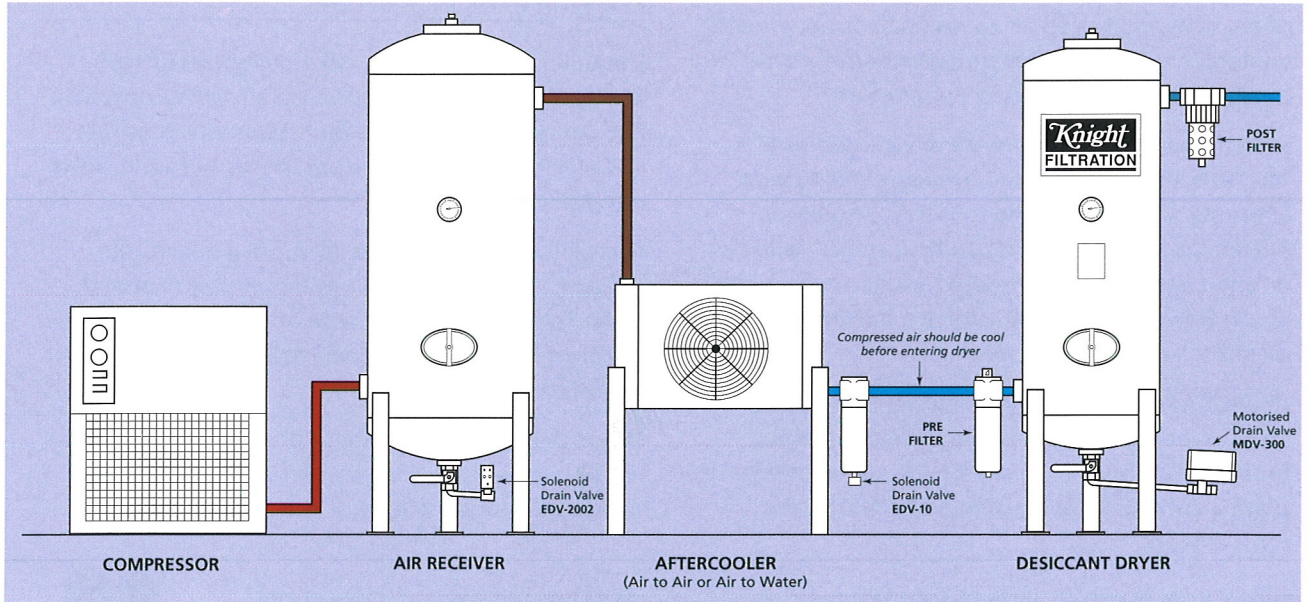
Dryers come complete with initial fill of desiccant.

TECHNICAL SPECIFICATIONS											
Dryer c/w Filtration	Dryer Vessel Only	*Ports BSP	Flow @ 700 kpa			*Dimensions (mm)					Desiccant kg
			scfm	l/s	m ³ /hr	A	B	C	D	E	
KF-DDF-WM25	KF-DDV-WM25	1/2"	25	12	42	205	810	200	620	3"F	10
KF-DDF-42	KF-DDV-42	1/2"	42	20	71	205	1450	440	1260	3"F	23
KF-DDF-75	KF-DDV-75	1"	75	35	127	285	1460	440	1260	3"F	45
KF-DDF-125	KF-DDV-125	1"	125	60	212	375	1900	550	1650	H/H	90
KF-DDF-180	KF-DDV-180	1 1/2"	180	85	306	430	1900	550	1650	H/H	113
KF-DDF-250	KF-DDV-250	1 1/2"	250	118	425	500	1900	550	1650	H/H	159
KF-DDF-375	KF-DDV-375	2"	375	177	637	610	1920	550	1650	H/H	227
KF-DDF-500	KF-DDV-500	2"	500	236	850	660	1930	550	1650	H/H	272
KF-DDF-625	KF-DDV-625	2"	625	295	1062	760	2250	550	1950	H/H	317
KF-DDF-820	KF-DDV-820	3"	820	387	1393	915	2275	575	1925	H/H	500
KF-DDF-1250	KF-DDV-1250	TBA	1250	590	2124	1070	2300	575	1925	H/H	772

*All dimensions are approximate, check before installation. Dimensions & connections can be altered. Larger models available.



Dimensional Drawing



Typical Installation Drawing

Other Services Provided

- Breathing Air Filters
- Breathing Air Testing
- Breathing Air Advice
- Compressed Air Filters
- Compressed Air Receivers
- Aftercoolers
- Automatic drains
- Oil/Water Separators

Distributed by:



Innovative Compressed Air Products